

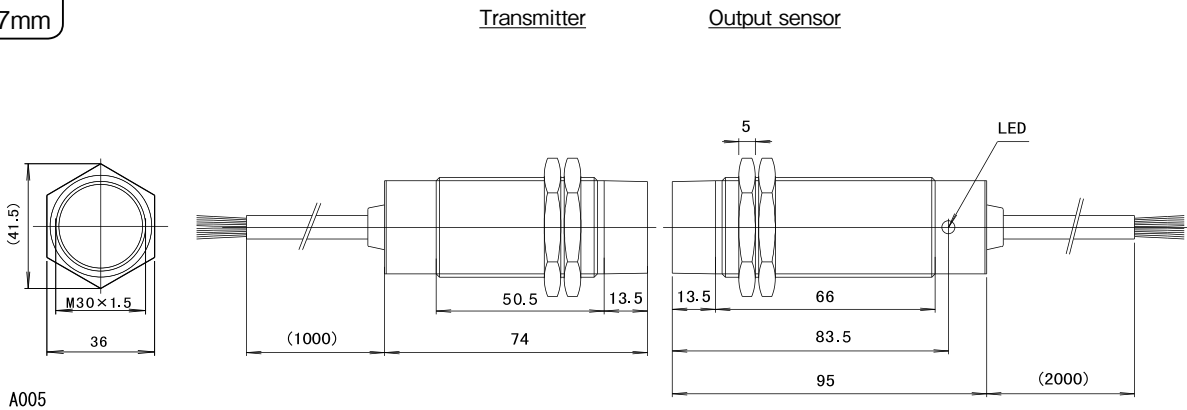
RPT8-18
RPE8-18

RPT8-30
RPE8-30



for max. 8 sensors / Size : M30

Operating distance
2...7mm



A005

RPT8-3007D is — common.
The + common type is also available, please contact ud.

Wiring C010/P.117

Transmitter	
Type Code	DC 2-wire RPT8-3007D-PU-01
Drive voltage	22V +4 -2V DC
Drive current	5mA per sensor
No. of input signal	8
Operating distance	2...7mm
Center offset	± 3mm
Drive current	5mA
Operating temperature	0...+50°C
Protection class	IP67
Cable	PUR / Ø7.7 , 2x0.5mm ² +9x0.18mm ²
Material Housing	Nickel plated brass
Active face	Nylon 12
Weight	Body 150 g + Cable 75 g x 1 m
Anti-weld slag Type Code	DC 2-wire RPT8-TF3007D-PU-01
Material	Housing:Fluorinated resin coated/Active face:Fluorinated resin

Output sensor	
Type Code	NPN RPE8-3000N-PU-02 PNP RPE8-3000P-PU-02
Operational voltage	24V DC ± 10% (incl. ripple)
Current consumption	≤ 400mA
No. of output signal	8 +1 (InZone)
Load current	max.50mA per output
Frequency of operation	60Hz
LED	InZone
Operating temperature	0...+50°C
Protection class	IP67
Cable	PUR / Ø7.7 , 2x0.5mm ² +9x0.18mm ²
Material Housing	Nickel plated brass
Active face	Nylon 12
Weight	Body 190 g + Cable 75 g x 2 m
Anti-weld slag Type Code	NPN RPE8-TF3000N-PU-02 PNP RPE8-TF3000P-PU-02
Material	Housing:Fluorinated resin coated/Active face:Fluorinated resin

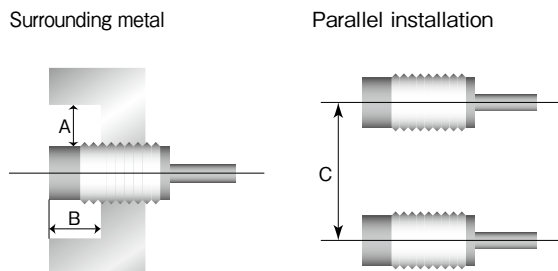
Applicable sensor

Supply voltage	22V DC
Current consumption	---
Residual voltage	≤ 6V
Load current	≤ 5mA

Please use a sensor which works definitely in the condition described on left.

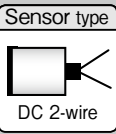
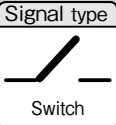
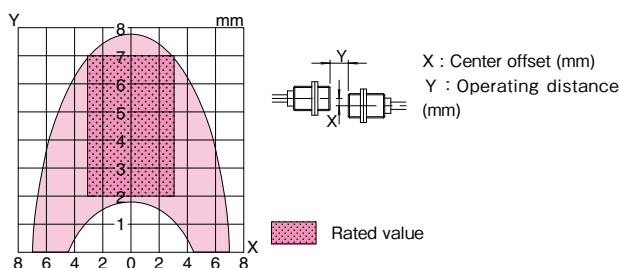
Installation notes

In order to avoid influence of surrounding metal, or to avoid mutual influence between parallel-mounted Transmitters or Output sensors, keep the minimum distances as described below.



Typical Transmitting Diagram (Supply voltage at 24V/non-flush mount)

RPT8-3007D-PU-__ / RPE8-3000 □ -PU-__



Remote Sensor

DC 3-wire detector type

DC 3-wire type Terminal unit

DC 2-wire detector type

DC 2-wire type Terminal unit

Exclusive detector type

Thermocouple type

Resistance thermometer type

Load cell type

Analog sensor type

Exclusive sensor

Terminal box other unit

Wiring

Products for maintenance

Special spec.

Alphanumeric product list